

电流互感器  
Current Transformers

电流比  
Ratio

额定二次负荷 (VA)

1.0级 0.5级 0.5S级 0.2级 0.2S级

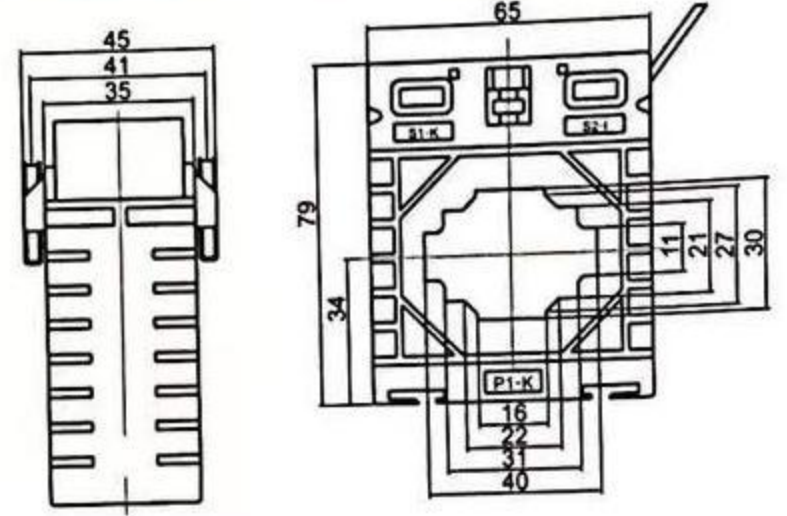
穿心  
匝数

外形及安装尺寸图  
Outline and installation dimensions



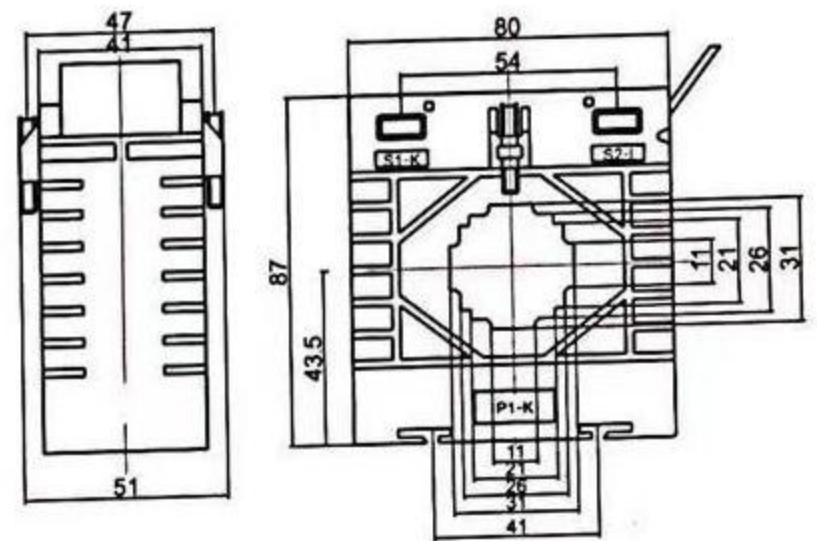
MES-62/40

150/5	2.5	1.5				1
200/5	2.5	2.5				1
250/5	5	2.5	2.5	2.5	2.5	1
300/5	5	5	2.5	2.5	2.5	1
400/5	5	5	5	5	5	1
600/5	5	5	5	5	5	1



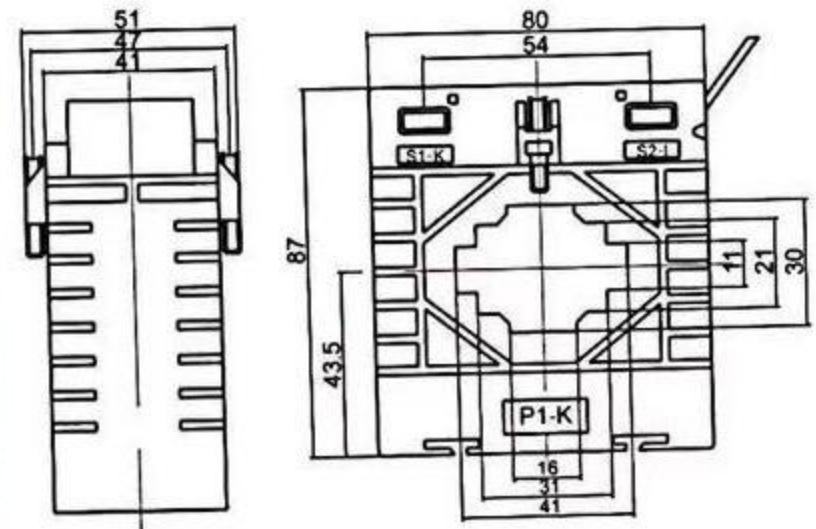
MES-80/30

30/5	1					1
50/5	1					1
60/5	1.5					1
75/5	2.5	2.5				1
100/5	5	2.5	2.5	2.5		1
150/5	5	5	5	5	5	1
200/5	5	5	5	5	5	1
250/5	5	5	5	5	5	1
300/5	10	5	5	5	5	1



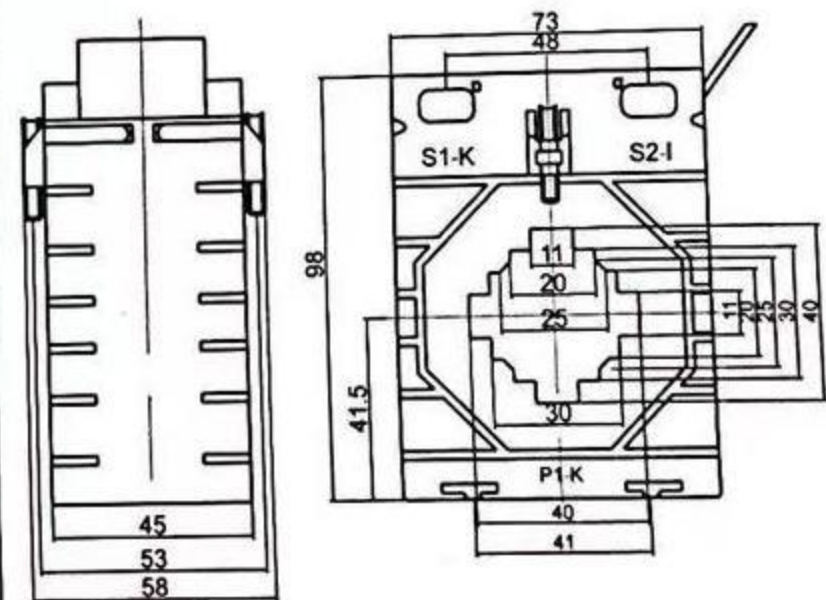
MES-80/40


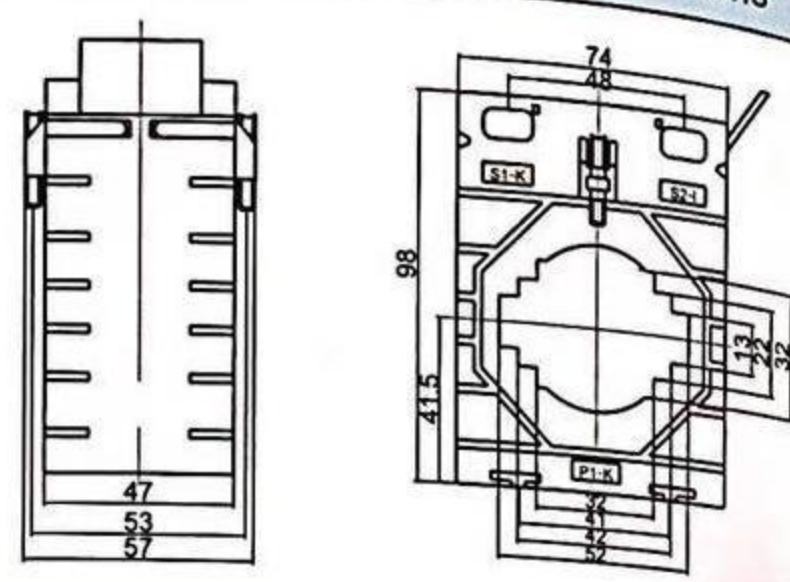

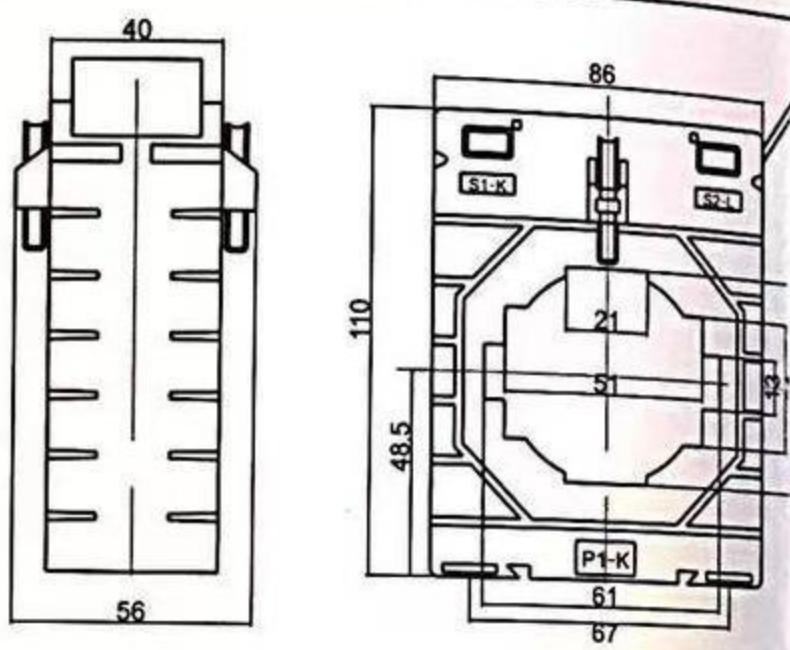

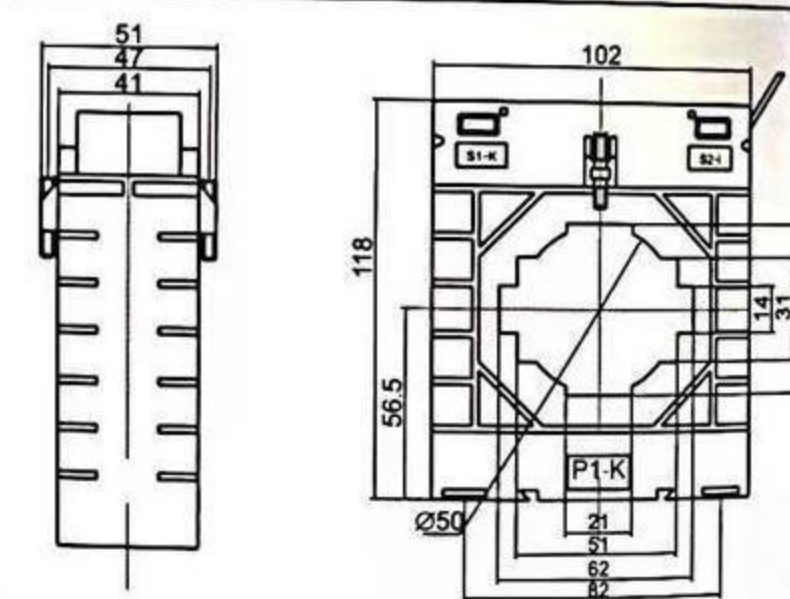

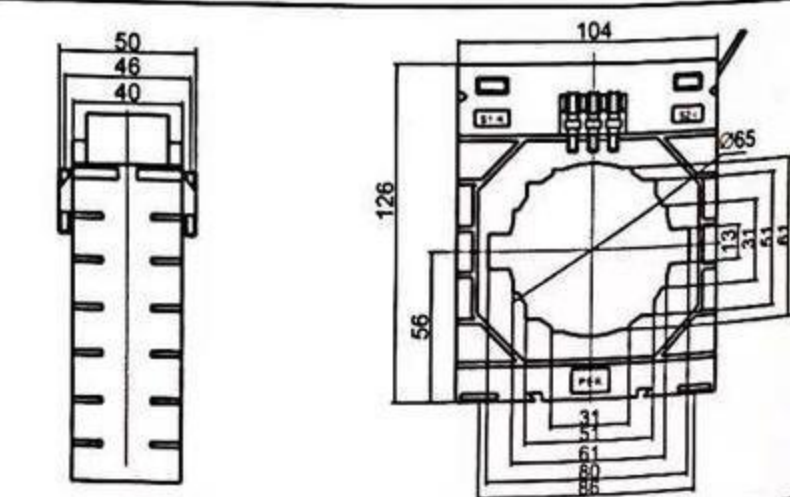

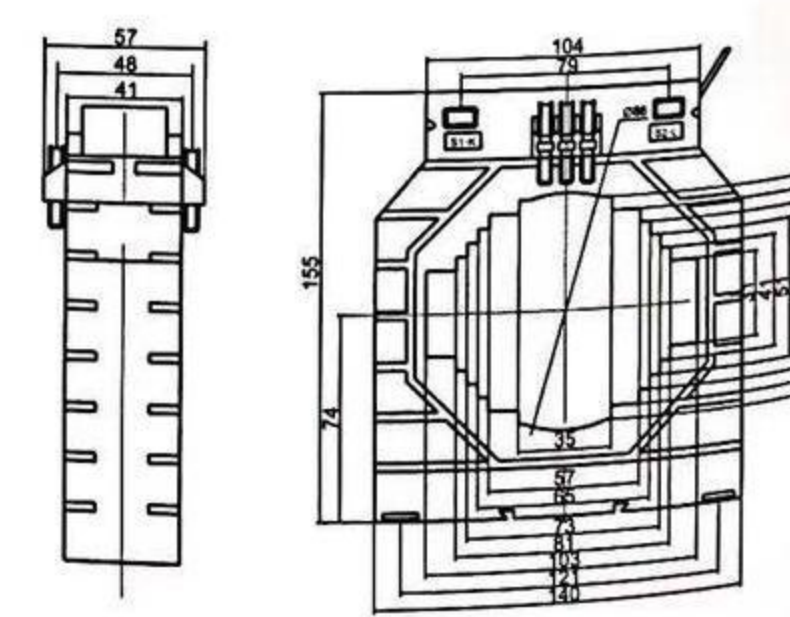
100/5	1.5					1
150/5	2.5	2.5	2.5	2.5	2.5	1
200/5	5	5	5	5	5	1
250/5	5	5	5	5	5	1
300/5	5	5	5	5	5	1
400/5	5	5	5	5	5	1
600/5	10	5	5	5	5	1



MES-74/40

150/5	2.5	2.5	2.5	2.5	2.5	1
200/5	5	5	5	5	5	1
250/5	5	5	5	5	5	1
300/5	5	5	5	5	5	1
400/5	5	5	5	5	5	1
500/5	10	5	5	5	5	1
600/5	10	5	5	5	5	1



电流互感器 Current Transformers	电流比 Ratio	额定二次负荷 (VA)					穿心 匝数	外形及安装尺寸图 Outline and installation dimensions	
		1.0级	0.5级	0.5S级	0.2级	0.2S级			
 MES-74/50	200/5	5	5	5	5	5	1		
	300/5	5	5	5	5	5	1		
	400/5	5	5	5	5	5	1		
	500/5	5	5	5	5	5	1		
	600/5	10	5	5	5	5	1		
	800/5	10	5	5	5	5	1		
 MES-86/60	300/5	5	5	5	5	5	1		
	400/5	5	5	5	5	5	1		
	500/5	5	5	5	5	5	1		
	600/5	10	5	5	5	5	1		
	750/5	10	10	10	10	10	1		
	800/5	10	10	10	10	10	1		
	1000/5	10	10	10	10	10	1		
 MES-100/60	300/5	5	5	5	5	5	1		
	400/5	5	5	5	5	5	1		
	600/5	10	5	5	5	5	1		
	800/5	10	5	5	5	5	1		
	1000/5	10	10	10	10	10	1		
	1500/5	10	10	10	10	10	1		
 MES-104/80	600/5	10	5	5	5	5	1		
	800/5	10	5	5	5	5	1		
	1000/5	10	10	10	10	10	1		
	1500/5	10	10	10	10	10	1		
	2000/5	15	10	10	10	10	1		
	2500/5	15	10	10	10	10	1		
 MES-140/100	800/5	10	5	5	5	5	1		
	1000/5	10	10	10	10	10	1		
	1500/5	15	10	10	10	10	1		
	1600/5	15	15	15	15	15	1		
	2000/5	20	15	15	15	15	1		
	2500/5	20	15	15	15	15	1		
	3000/5	20	15	15	15	15	1		
	3000/5	20	15	15	15	15	1		